



www.OrionAutomotiveFinishes.com

From the Stars to your Cars

Technical Data Sheet

Orion Candy Concentrates

Product Description and Purpose

Orion Candy Concentrates are vibrant and clean transparent tints that can be used in multiple ways.

- 1) As a basecoat Candy effect layer when mixed with 1610-00 Interstellar Intercoat Clear.
- 2) As a Urethane Candy Effect layer when mixed with an Orion Brand Urethane Clears. (See list of Orion Brand Clears below)
- 3) As an enhancer to Orion Base Color Solid, Metallic, and Pearl colors to increase color saturation or shift a color hue.

Quick Start Guide

Product:

OCC-100 CANDY UNIVERSE BLACK	OCC-200 DEEP PURPLE
OCC-300 CANDY VELOCITY BLUE	OCC-340 CANDY RIGEL BLUE
OCC-400 CANDY ALCHEMY GREEN	OCC-500 CANDY ETHEREAL RED
OCC-575 CANDY STARSET RED	OCC-650 CANDY ECLIPSE ORANGE
OCC-700 CANDY LUNA LEMON	OCC-800 CANDY STARDUST BROWN

Mix Ratio

5-10% Should be added to the Orion Brand Intercoat, or Orion Urethane Clear, as a carrier product depending on usage. (See detail below)

Number of layers: 2-4 as indicated by spray sample, or intended purpose

Items Needed: OCC Orion Candy Concentrates and a carrier product such as an Orion Brand Intercoat or Urethane Clear.


Acceptable Substrates

Substrate selection dictated by carrier product.

Substrate Preparation


Substrate preparation dictated by carrier product.

Mixing Ratios and Optional




1) When used as a Basecoat Candy Effect layer for artwork, small jobs or graphic design plans:

1 Part	Interstellar Intercoat Clear	1610-00
1 Part	Color Base Reducer 594-BC60,BC70, or BC80	




Then Add to this ready to spray mixture:

5-10% Orion Candy Concentrate
(Multiple Orion Candy Concentrates can be mixed for even more custom colors, however, do not to exceed maximum)




2) When used as a Urethane Candy Effect layer for overall finishes, large jobs, or when maximum durability is required:

Mix Orion Brand Urethane Clearcoat of choice according to TDS



Then Add, to this ready to spray mixture:

5-10% Candy Concentrate



3) To enhance existing Orion Base Color

Add up to 10% to ready to spray mix.

ALL MIXTURES WILL REQUIRE THE PROTECTION OF AN ORION URETHANE CLEARCOAT

Additives

Orion Automotive Finishes does not offer, or require, any additives for this product.

Dry Times/Pot Life @ 77F/25C

Dry/Flash times dependent on layer thickness and the carrier product selected.

Dry to Sand: **Do not sand a Candy effect layer.** In the event of a application catastrophe, the ground layer AND the Candy layer must be re-applied to duplicate effect.

Pot Life: Dependent on the carrier selected.

A COLOR SPRAYOUT is strongly recommended to establish how to proceed with number of layers and spray technique.

Candy effect colors are greatly affected by layer thickness, number of coats, and application technique. Unattractive, unpredicted, or extremely difficult to spray combinations are possible, however, easily avoidable.

Recoating

When used as a **basecoat candy** effect additional effects and layers can be applied after approximately 60 minutes when the surface can be securely handled, taped, and tacked in preparation for subsequent artwork or graphics plan.

Do not directly sand the Candy layer.

When used as a **Urethane Candy Effect** the carrier clear should also be used, without candy added, after flash off, for the topcoat. If a different Orion clear is selected for the “final” layers (such as flow coating over artwork or graphics plan) let dry and follow the “existing finish” preparation directions for the final clear selected.

ALL MIXTURES WILL REQUIRE THE PROTECTION OF AN ORION URETHANE CLEARCOAT

The following Orion Urethane clearcoats may be used as a carrier, or topcoat:

Meteor Fast Dry Panel Clear	1610-06	TDS# 5.1
EEZEE Spray MS Clear	1610-01	TDS# 5.2
StarGazer High Performance Clear	1610-10	TDS# 5.3
Matte Clear	1610-15	TDS# 5.4
EuroStyle Clear	1610-20	TDS# 5.5

Safety and Emissions Data

Color: Various

The appropriate selection of this product is based on many local factors and is ultimately most accurate when made by the customer. To assist in issues with regard to product selection please contact Orion Automotive Finishes.

The contents of the package must be blended with other components before the product can be used. Any mixture of components will have hazards of all components. Before opening the packages, read all warning labels. Follow all precautions. The material is designed for application only by professionally trained personnel using proper equipment under controlled conditions, and is not intended for sale to the general public.

SEE SDS AND PRODUCT LABELS FOR ADDITIONAL SAFETY INFORMATION.

NOTE: Orion Automotive Finishes products are not recommended for use in temperatures below 65°F. Use below these temperatures will effect dry times and performance.